



План-конспект  
уроку  
англійської мови  
для 5 класу

Торіс

## SEASONS & WEATHER. QUESTIONS

*Розробник:*

вчитель англійської мови Василевич Ю. В.,

Миколаївська загальноосвітня школа І - ІІІ ст. № 17

імені Саражана В. Г.

Миколаїв, 2020

**Анотація до уроку.** Сучасний урок англійської мови спрямований на формування в учнів, найперше, комунікативних навичок, виокремлення їх пізнавально-організаційної та творчої активності.

Пропонований план-конспект уроку англійської мови – підсумковий комбінований урок із теми «Пори року. Погода», завдання якого спрямовані на закріплення активної лексики з теми; розвиток комунікативних навичок учнів через групову роботу; практику діалогічного мовлення у площині «запитання – відповідь»; розвиток пізнавального інтересу учнів до вивчення англійської мови за допомогою інформаційних технологій.

## Lesson 82 (according to the calendar-thematic planning)

Form: 5A

### Topic

## SEASONS & WEATHER. QUESTIONS

**Date:** \_\_\_\_\_

**Type of the lesson:** combined lesson

**Objectives:**

- to revise and consolidate structures and vocabulary introduced in the previous lessons;
- to develop students' communicative skills using active vocabulary;
- to develop students' work skills in groups;
- to revise question words;
- to practice making and answering questions;
- to develop students' cognitive interests to studying English with the help of ITs.

**Structures:** question words (What? Where? When? Which? How? Who? Why?).

**Methods:** group work, lexical and grammar activities, reading and writing activities, dialogic speaking (T. – S. / S. – S.).

**Learning outcomes.** By the end of the lesson students will be able to:

- use active vocabulary in the description of different seasons & weather;
- compare different seasons & weather;
- give a simple description of different seasons & weather as a short series of simple sentences linked into a list;
- understand words, phrases and expressions related to the topic to keep simple short conversation;
- ask and answer questions and exchange information on the topic in everyday situation, make up short dialogues about seasons & weather;
- write isolated phrases and short sentences describing seasons & weather.

**Equipment:** blackboard, handouts, presentation MC Power Point, videos.

### Procedure of the lesson

#### 1. Greetings & Aim

##### 1.1. Topic and objectives of the lesson

**T.:** Good morning, dear friends! I am glad to see you. Please, take your seats. Let's start our lesson. Today we are going to talk about the weather of different seasons. By the end of the lesson you'll be able to talk not only about times of the year, but about the weather. Also you will learn how to describe the weather using the questions as a plan.

##### 1.2. Warm-up

- **Conversation** (*T.'s questions – Ss' answers*).

Do you like talking about the weather?

Look through the window. What is the weather like today?

Do you like such kind of weather?


- **Game “Guess the season”**

**T.:** Thanks for your answers. Now, let's see if you know the seasons. Please, look at the screen and guess what season it is.



*T. reads the poems on slides, students guess the time of year*

**Slide 2**

*This is the season when nights are short,  
And children have plenty of fun and sport.  
Boating, swimming all the day  
With a merry song on a sunny day.*



*This is the season when fruit is sweet.  
This is the season when school friends meet.  
This is the season when mornings are dark  
And birds do not sing in the wood and the park.*



**Slide 3**



*This is the season when mornings are dark,  
And birds do not sing in the forests and park.  
This is the season when children ski  
And Father Frost brings the New Year Tree!*

*This is the season when snowdrops bloom,  
When nobody likes to stay in the room.  
This is the season when birds make their nests.  
This is the season we all like the best.*



*Keys: summer, autumn, winter, spring*

T.: Thank you for your work. I can see, you know all the seasons.

## 2. The main part of the lesson

### 2.1. Vocabulary review

T.: Look at the picture. Let's remember typical vocabulary with each season (*students one-by-one read and translate the given words*).

Slide 4



T.: Now, tell what associations you have while talking about different seasons (*Ss. answer*).

T.: Look at the blackboard. There are several words describing the weather. Find the words with opposite meaning:

Words on the blackboard		Keys	
cold	wet	cold	warm
black	cloudy	black	white
cool	bad	cool	hot
sunny	warm	sunny	cloudy
lightning	hot	good	bad
good	white	dry	wet
dry	rainbow	lightning	rainbow

**T.:** Look at the screen. There you see different weather. Use the words from the blackboard to describe the weather in the pictures.

**Slide 5**



**2.2. Grammar “Question words”.** *Teacher draws students’ attention to the Grammar box (on the blackboard), reads it loud and explains it to the students.*

We use	<b>What?</b>	for things or actions	e.g. <i>What weather don't you like?</i>
	<b>Where?</b>	for places	e.g. <i>Where do you spend your winter holidays?</i>
	<b>When?</b>	for the time / dates / days	e.g. <i>When do you go out?</i>
	<b>Which?</b>	for a choice (person or thing)	e.g. <i>Which of spring flowers do you like most of all?</i>
	<b>How?</b>	for the way smth happens	e.g. <i>How do you get to school when it snows heavily?</i>
	<b>Who?</b>	for people	e.g. <i>Who is that boy?</i>
	<b>Why?</b>	for a reason	e.g. <i>Why do you like summer?</i>

**2.3. Oral practice.** *Teacher offers students to work in pairs making short dialogues (S's question – S's answer).*

**T.:** Try to make short dialogues, using the questions given in the Grammar box.  
*Students make and present their dialogues.*

**Activity “Make a question”.** Teacher encourages students to form their own questions, using Question Words.

Students answer.

Teacher pays special attention to the use of correct question structures by the students.

## 2.4. Written activity “Dialogue”

**T.:** Open your copybooks and write down the date. Your task is to write questions for the answers on card 1.

### Card 1

- \_\_\_\_\_ ?
- There are 4 seasons in a year.
- \_\_\_\_\_ ?
- They are winter, spring, summer and autumn.
- \_\_\_\_\_ ?
- There are 12 months in the year.
- \_\_\_\_\_ ?
- January is the first month.
- \_\_\_\_\_ ?
- December is the last month of the year.
- \_\_\_\_\_ ?
- February is the shortest month of the year.
- \_\_\_\_\_ ?
- February has 28 or 29 days.

**T.:** Now write answers for the questions on card 2.

### Card 2

- What season is it now?
- \_\_\_\_\_.
- What is the weather like today?
- \_\_\_\_\_.
- What is your favourite season?
- \_\_\_\_\_.
- What kind of season is summer?
- \_\_\_\_\_.
- What season is the coldest?
- \_\_\_\_\_.
- Why do children like winter?
- \_\_\_\_\_.
- What holidays do we celebrate in winter?
- \_\_\_\_\_.

## 2.5. Physical activity & relaxation

**T.:** Thank you for your work, students. Are you tired? Let's have a rest and dance a little bit.

(Hokey Pokey Dance. URL: <https://www.youtube.com/watch?v=yyR9q8x-7Jw>)

**T.:** Take your seats put your hands on your knees, close your eyes and listen to some sounds

(Rain and thunderstorm. URL: <https://www.youtube.com/watch?v=tAhkH3Xi45o>

Birds singing. URL: [https://www.youtube.com/watch?v=iLRck\\_C5x-s](https://www.youtube.com/watch?v=iLRck_C5x-s)

The sounds of the sea. URL: <https://www.youtube.com/watch?v=BgQoKOWL0XI> )

**T.:** What did you feel?

Can you describe your emotions?

What images come to your mind?

**2.6. Reading activity. Work in groups.** *Teacher forms 4 groups and gives each of them a card with the description of season and weather.*

**T.:** Now, you will have some reading task about seasons. Your task is to read the text and to make three questions using Question Words (What? Where? Why?). After that you'll change your cards among the other groups and ask your questions. The group with your card has to answer these questions using the text on the card.

### **Card for group 1**

My favorite season is summer, because it is warm and sometimes hot. There are many fruits, berries and vegetables. In summer I spend my time near the river. I swim and sunbathe there. Also I drive my bicycle and meet with friends. We go to the forest for looking for berries and mushrooms. In summer I visit my grandmother and grandfather. They live in the village. My sister and I help them in the garden. And of course I like summer very much because there is the longest holiday in summer.

### **Card for group 2**

Summer is over. It is autumn. I like this season very much, because it's a very beautiful time of the year. It is the golden season. People like to go for a walk to the forest in September and pick up mushrooms. It is a season when the trees are yellow, red, green and brown. The trees lose their leaves. It gets dark earlier and often heavy clouds cover the sky bringing rain. Birds don't sing their songs. They begin to leave for warm countries. Animals put on their winter coats.

### **Card for group 3**

I like spring. It is a wonderful season. Spring comes and the days become longer and the nights become shorter. The ground is covered with fresh green grass and the first spring flowers. The



birds begin to sing and build their nests. The air is fresh and the sun shines brightly. The days are warm and everything is full of life and joy. Many people like spring more than other seasons. In spring we can go to the country and have a walk in the woods or by the river, play ball-games, lie in the sun and even have a swim if the water is warm enough.

#### Card for group 4

Winter is the nicest season! In winter I can have a very good time. I can enjoy skating, skiing, playing snowballs and sledging. Winter is the time for fun. In winter it snows much. Forests and fields are white with snow. They look wonderful! Snow sparkles in the sun. Frost paints on the windows and there are many icicles hanging from the roofs. I think winter is the best season, because there are wonderful holidays as New Year`s Day and Christmas. And so many presents! My grandma always cooks a very tasty Christmas cake. And we all have a lot of fun.

### 2.7. Speaking activity

**T.:** What is the weather like in spring (summer, autumn, winter)? Let`s do an exercise and say what you can do in different weather. Look at the screen, please, and make sentence “When the weather is ... we can ...”

#### Slide 6

<b>When the weather is</b>	windy	<b>we can</b>	listen to music at home
	warm		go to a cafe
	hot		make snowman & play snowballs
	cloudy		play the computer games
	snowy		cook tasty dishes
	foggy		read book
	sunny		swim in the river
	rainy		sunbathe
	wet		bathe in the pond
	frosty		go for a walk

### 3. The final part of the lesson

#### 3.1. Hometask

**T.:** Thank you all for the great job. Now, open your diaries and write down your hometask. Make a project “My favourite season & weather” (**Slide 7**). In the next lesson you’ll present your projects according to the following plan:

1. What is your favorite season?
2. What is the weather like in this time of the year?
3. What can you do or what do you like to do in this season?

### **3.2. Feedback**

**T.:** We spoke a lot today about seasons and weather. I would ask you a few questions.

- What have we learnt today?
- What activities have we done?
- Which activity did you enjoy most of all?
- What is your favourite season? Why?
- What weather do you prefer?

**T.:** At the end of our lesson I wish you to be healthy & happy in any weather. And remember there is no bad weather. So, our lesson is over, thank you. Good bye. See you next time 😊